



WNYPGA Academy User Manual

Step #1: Create an account or login to access the provided Courses. (All provided courses are listed under the Courses tab at the Top Left of the login page)




Courses Tests

Create account



Presented by



Sign In

Don't have an account? [Signup here](#)

E-mail (or) Username

Password

☐ Stay signed in [Forgot password?](#)

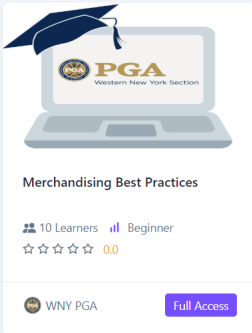
Sign In

Step #2: After logging in, click the “Courses” tab on the top of the page to access the Courses



Step #3: On the Courses Screen, select the course you would like to take

All Levels

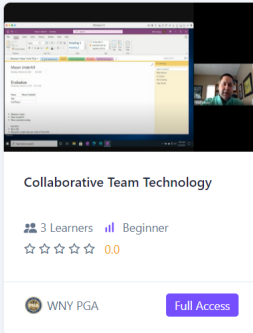


Merchandising Best Practices

10 Learners | Beginner

0.0

WNYPGA Full Access




Collaborative Team Technology

3 Learners | Beginner

0.0

WNYPGA Full Access




Retail Tribe Digital Seminar

3 Learners | Beginner

0.0

WNYPGA Full Access




Teaching with Technology

7 Learners | Beginner




0.0

WNYPGA Full Access

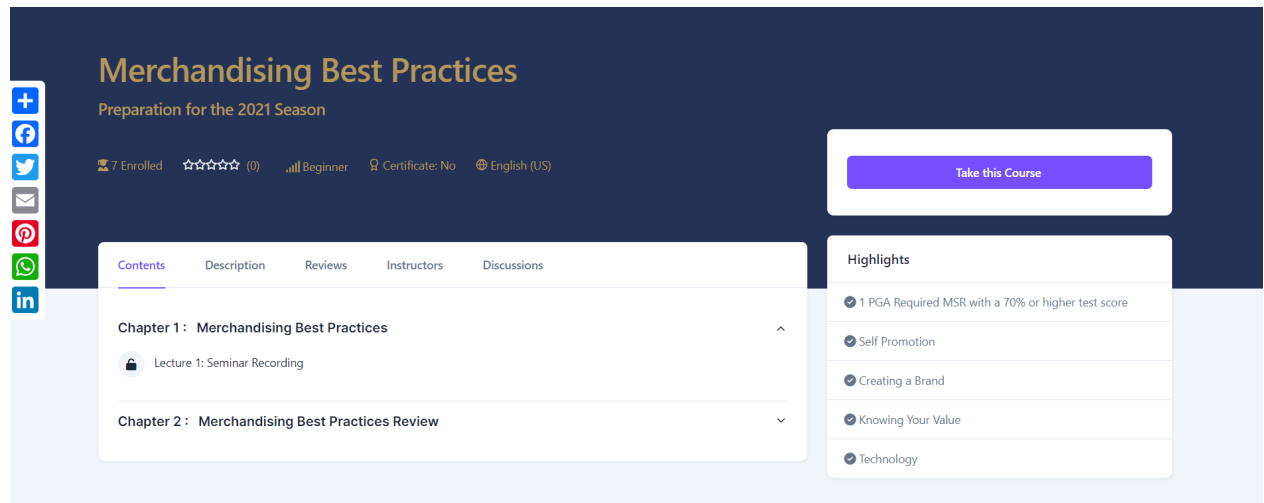


Golf Genius

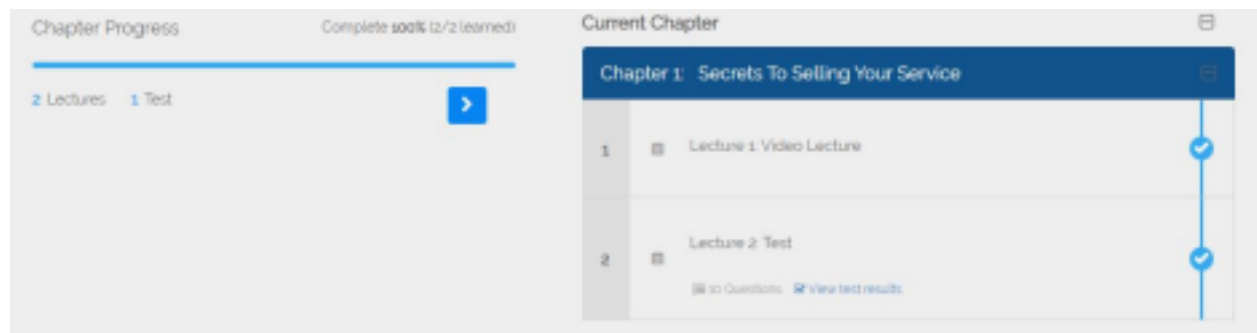
Less Work. More Fun. More Revenue.



Step #4: When you access the course, select “Take This Course” to begin the Chapter



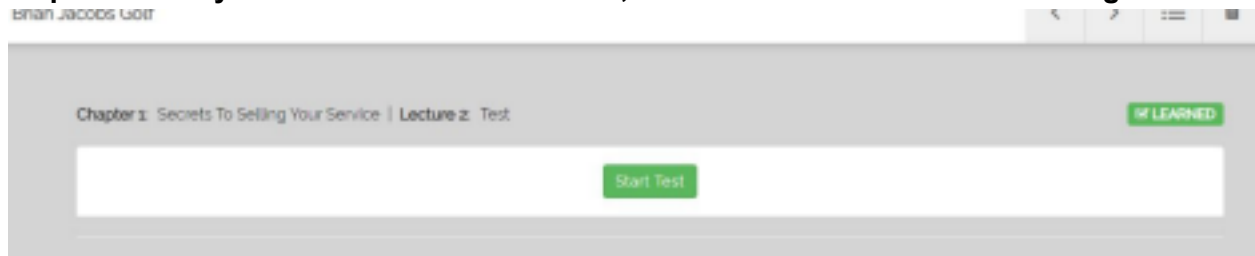
Step #5: Select Lecture 1 and watch the full video to move forward



Step #6: After finishing the video, click the forward arrow in the top right corner of the page to continue with the course



Step #7: When you arrive at the Test Lecture, click the “Start Test” button to begin



Step #8: Read the instructions and then click the “Start Test” button at the bottom of the page

Instruction

Step 1. We recommend using either Chrome or Firefox for a better test taking experience.

Step 2. Do Not Use the “Back” Button on your browser during the test once you have begun taking the test. This will produce negative results.

Step 3. Review all of your answers before submitting the test. Make sure you have not accidentally changed your response to a question or made a typographic mistake.

Step 4. When you are satisfied with the result make sure you finish by clicking the SCORE TEST button at the right bottom of the screen. Click the SCORE TEST Button ONLY ONCE! After you submit the test answers, you will receive a score immediately.

[Start Test](#) Total time : Timer off | Total questions : 10

Step #9: Select the best answer and then move to the next question by clicking “Next”

Question 1 of 10 - True/False

⌚ Time remaining: **Timer Off**

The best approach to students is humility.

Answer

A. ☐ True

B. ☐ False

☐ Mark this item for later review

← Previous

Next →

📋 Review All

Step #10: After completing all of the questions, click “Review All” to go over your answers. Then click “Score Test,” to finish the test.

Test Final Review

Total Questions 10

<input type="checkbox"/> 1 <input checked="" type="checkbox"/> The best approach to students is humility...	<input type="checkbox"/> 2 <input checked="" type="checkbox"/> As an instructor, what is less important?...
<input type="checkbox"/> 3 <input checked="" type="checkbox"/> An instructor should make less money when wor...	<input type="checkbox"/> 4 <input checked="" type="checkbox"/> Mind set is not the key to success...
<input type="checkbox"/> 6 <input checked="" type="checkbox"/> Brian Jacobs has a Masters Degree in...	<input type="checkbox"/> 5 <input checked="" type="checkbox"/> Everyone you see is a potential client...
<input type="checkbox"/> 8 <input checked="" type="checkbox"/> Instagram has how many followers?..	<input type="checkbox"/> 7 <input checked="" type="checkbox"/> Which of the 4 Pillars contributes to the hig...
<input type="checkbox"/> 10 <input checked="" type="checkbox"/> Why do student stay?...	<input type="checkbox"/> 9 <input checked="" type="checkbox"/> Who is the author of the quote: "A brand is n...

Review All

Score Test

Step #11: Review Test score and click “Review Answers” at the bottom of the page to see correct answers. Then click on the Forward Arrow in the Top Right corner to finish the test

Brian Jacobs Golf

Chapter 1: Secrets To Selling Your Service | Lecture 2: Test IF LEARNED

Brian Jacobs - Secrets to Selling Your Services

Student: WNY PGA
May 18, 2020 04:01PM UTC

Test Information

Number of Questions: 10	Date: 18 May 2020
Questions Scored: 10	

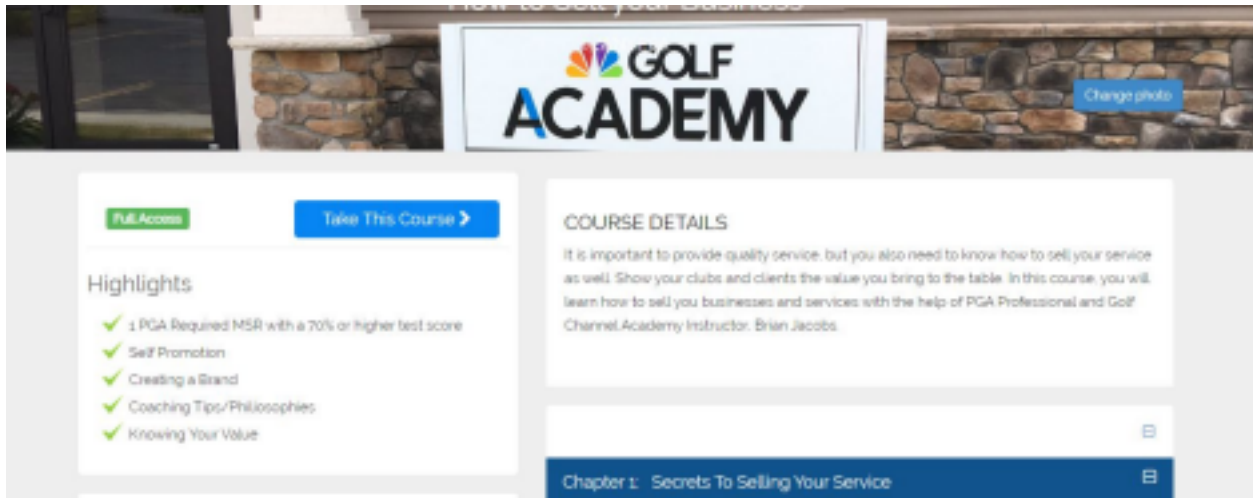
Your Test Score

Your score:	<div><div></div></div>	80% (8/10)
Passing score:	<div><div></div></div>	70% (7/10)
Grade:	Pass	

Step #12: Click the “x” symbol in the top right corner to return to the Course Home Page



Step #13: Click the “< Back” button to return to the Courses Home page



Step #14: Repeat steps 3-13 for additional courses

This screenshot shows a course management interface. On the left is a sidebar with navigation options: 'Contents', 'Tests', 'Courses', 'Create a course', 'Categories', and 'Virtual Classroom'. The main area displays a table of courses with a search filter at the top. The table has columns for Course Name, Instructor, Price, Status, and Options. All listed courses are free and have a 'List' status.

Course Name	Instructor	Price	Status	Options
Brian Jacobs Golf	WHY PGA	Free	✓ List	0+
Golf Critique	WHY PGA	Free	✓ List	0+
Operation 36	WHY PGA	Free	✓ List	0+
PGA Professional Value	WHY PGA	Free	✓ List	0+
SuperSpeed Golf	WHY PGA	Free	✓ List	0+
SuperSpeed Golf 2	WHY PGA	Free	✓ List	0+

For additional information or any questions, please contact Tori Schiro at vschiro@pgahq.com.